

**Water District****2018 EFFECTIVE TAX RATE WORKSHEET**

1	2017 Total Taxable Value (Includes adjustments, tax ceilings, and TIF)	13,165,814,264
2	2017 total taxable value of homesteads with O/65 tax ceilings	0
3	Preliminary 2017 Adjusted Value (Subtract line 2 from line 1)	13,165,814,264
4	2017 Total Tax Rate	0.00905
5	2017 Taxable value lost because court appeals of ARB decisions reduced 2016 appraised value	0
6	2017 Taxable Value , adjusted for court ordered reductions (add lines 3 & 5C)	13,165,814,264
7	2017 Taxable Value of property in Territory Deannexed After Jan 1, 2014	0
8	2017 Taxable value lost 1st Qualified for Exemption in 2017	
	a. Absolute Exemptions. Use 2015 Market Value	38,489,579
	b. Partial Exemptions. Use 2016 Exemption Amount	6942526
9	2017 Taxable Value lost because Property First Qualified for Ag-Appraisal, Recreational/Scenic or Public Access Airport Special Appraisal in 2017	74603375
10	Total Adjustments for Lost Value (Add lines 7, 8C, and 9C)	120,035,480
11	2017 Adjusted Taxable Value (Subtract line 10 from line 6)	13,045,778,784
12	2017 Adjusted Taxes (Multiply line 4 by line 11 and divide by \$100)	1,180,643
13	Taxes Refunded for Years Proceeding Tax Year 2017	0
14	Taxes in tax increment financing for tax year 2017	0
15	2017 Adjusted Taxes with Refunds (Add lines 12 and 13, subtract line 14)	1,180,643
16	TOTAL 2017 TAXABLE VALUE ON THE 2016 CERTIFIED APPRAISAL ROLL	
	a. Certified Only	13,165,814,264
	b. Counties: Rolling Stock	0
	c. Pollution Control Exemptions	0
	d. Tax Increment Financing	0
	e. Total 2016 value	13,165,814,264
17	Total Value of properties under protest or not included in certified appraisal roll	0

18	County, City, or School Districts: 2017 Taxable Value or Over 65/Disabled with Ceiling or Other Units enter 0	0
19	2018 Total Taxable Value (Add lines 16E and 17C. Subtract line 18)	13,165,814,264
20	Total Taxable Value of properties annexed after Jan 2017	0
21	Total Taxable value of new improvements and new personal property	127,246,148
22	Total Adjustments to 2018 value (Add lines 20 and 21)	127,246,148
23	2018 Adjusted Taxable value (Subtract line 22 from line 19)	13,038,568,116
24	2018 Effective Tax Rate (Divide line 15 by line 23 and multiply by \$100)	0.009055
25	Counties Only: Total of all 2018 Effective Tax Rate	0

**ROLLBACK TAX RATE WORKSHEET**

26	2017 Maintenance and Operations Tax Rate	0.00905
27	2017 Adjusted Taxable Value (Enter the amount from line 11)	13,045,778,784
28	2017 Maintenance and Operations Taxes	
	a. Multiply Line 26 by Line 27 and Divide by 100	1,180,643
	b. Additional Sales Tax (Enter the previous years amount spent on M&O)	0
	c. Counties: state criminal justice mandate	0
	d. Transferring Function(add if receiving-deduct if discontinuing function)	0
	e. Tax Refunded for Years Preceeding 2016	0
	f. Enhanced indigent health expenditure	0
	g. Taxes in TIF	0
	h. Adjusted M&O Taxes (Add A, B, C, E, and F. Add or Subtract D. Subtract G)	1,180,643
29	2018 ADJUSTED TAXABLE VALUE (Enter line 23 from ETR)	13,038,568,116
30	2018 Effective M&O Rate (Divide line 28H by 29 & multiply by 100)	0.009055
31	2018 Rollback Maintenance and Operations Rate (Multiply line 30 by 1.08)	0.009779
32	Debt to be paid with 2018 property taxes and sales tax revenue	\$ -
33	2017 Certified excess debt collection	0
34	Adjusted 2018 Debt (Subtract line 33 from line 32C)	\$ -
35	Certified 2018 anticipated collection Rate Percent	98%

36	2018 Debt adjusted for collection (Divide line 34 by line 35)	\$	-
37	2018 Total Taxable Value (Enter amount on line 19)		13,165,814,264
38	2018 Debt Tax Rate (Divide line 36 by line 37 and multiply by \$100)		0.000000
39	2018 Rollback Tax Rate (Add lines 31 and 38)		0.009779
40	Counties Only: 2018 Rollback Tax Rate		

**ADDITIONAL SALES TAX WORKSHEET**

41	Comptroller's Estimated Taxable Sales for 4 quarters if Unit adopted late		skip
42	Estimated sales tax revenue for previous 4 quarters		0
43	2018 Total Taxable Value(Enter amount from line 37 of the rollback worksheet)		13,165,814,264
44	Sales Tax adjustment rate (Divide line 42 by line 43 and multiply by \$100)		0
45	2018 Effective Tax Rate, unadjusted for Sales Tax (Enter tax rate from line 24)		0.009055
46	2018 Effective Tax Rate, adjusted for Sales Tax		skip
47	2018 Rollback Tax Rate, unadjusted for Sales Tax (Enter the rate from line 39)		0.009779
48	2018 Rollback Tax Rate, adjusted for Sales Tax (Subtract line 44 from line 47)		0.000724

**ADDITIONAL ROLLBACK PROTECTION FOR POLLUTION CONTROL**

49	Certified Expenses from TCEQ		0
50	2018 Total Taxable Value		13,165,814,264
51	Additional rate for Pollution Control		0
52	2018 Rollback Tax Rate, adjusted for Pollution Control		0.009779

[Redacted]

[Redacted]

[Redacted]

/\$100

[Redacted]

[Redacted]

[Redacted]

[Redacted]

[Redacted]

[Redacted]

[Redacted]

[Redacted]

[Redacted]




[Redacted]

[Redacted]


[Redacted]

[Redacted]

[Redacted]



/\$100



/\$100


/\$100




/\$100




/\$100





/\$100



/\$100

